

# Terror Screen Security Roller Shutter compliant to LPS1175 SR3 : Issue 7 optional fire resistance to 4 hours

# 242

Issue: 2

**Compliance Testing** to LPS 1175 SR3 Issue 7 in 2016 with full third party certification from BRE/LPC (British research establishment). Testing has progressively become more aggressive over time and earlier testing to lower issue numbers would not be likely be compliant to issue 7.

**Fire compliance option:** certified to BS 476: part22 up to 4 hours.

Size range of sizes required extending from .9m wide 9000.m wide.

#### Construction:

Roller shutter door electrically operated utilising a steel twin skin door curtain of twin interlocking optionally insulated roller shutter section. The construction of the door curtain is 35Kg's per square meter and it runs within side guides of fabricated steel.

#### Finishes:

Optional plastisol coating on the laths and optional powder coating of guides and bottom rail and any other associated parts

#### Bottom lath:

The door curtain is finished at floor level with a structural bottom beam fabricated from steel and aluminium sections and optionally finished by rubber seal. Available up to 9m without need for locking at the centre of the rail.

#### Motor:

Depending on door size the motor drive is constructed using either Safedrive direct drive or via chain drive and reduction gearing supported via a safety brake. Very large sizes may also have internal counterbalance springs to reduce operating loads and minimise the drive requirements.

#### Operation:

The Door can be press button operated or automatically operated. Various levels of safety can be incorporated which are obligatory if automated operation is required, including safe leading edge and or photocells movement sensors Radar, radio and so on. Controls should be mounted at least 1m from the door structure, unless additional features are added



#### Locking options:

1. Manually operated slip bolts on the bottom rail or pin locks on the guide, manually interlocked to the control panel to prevent accidental operation.
2. Electrically operated by press button when the door is closed
3. Fully automated.
4. Optional Monitoring and signalling of lock status.

#### Standards compliance:

LPS1175:SR3  
And BSEN 12453:2005, BSEN 12604:2000, BSEN 12635:2002, BSEN 12978:2003.

Dimensional requirements are shown on the reverse of this data sheet.

Copyright retained on all drawings methods and engineering construction.



Speedor Super



Speedor Mini



Speedor Combi



Roller Shutter Fire and/or Security



Automatic Conveyor Door



Machine Guard Automated



High Speed Fire Resistant Conveyor



Fire Shutter to UK or US Standards



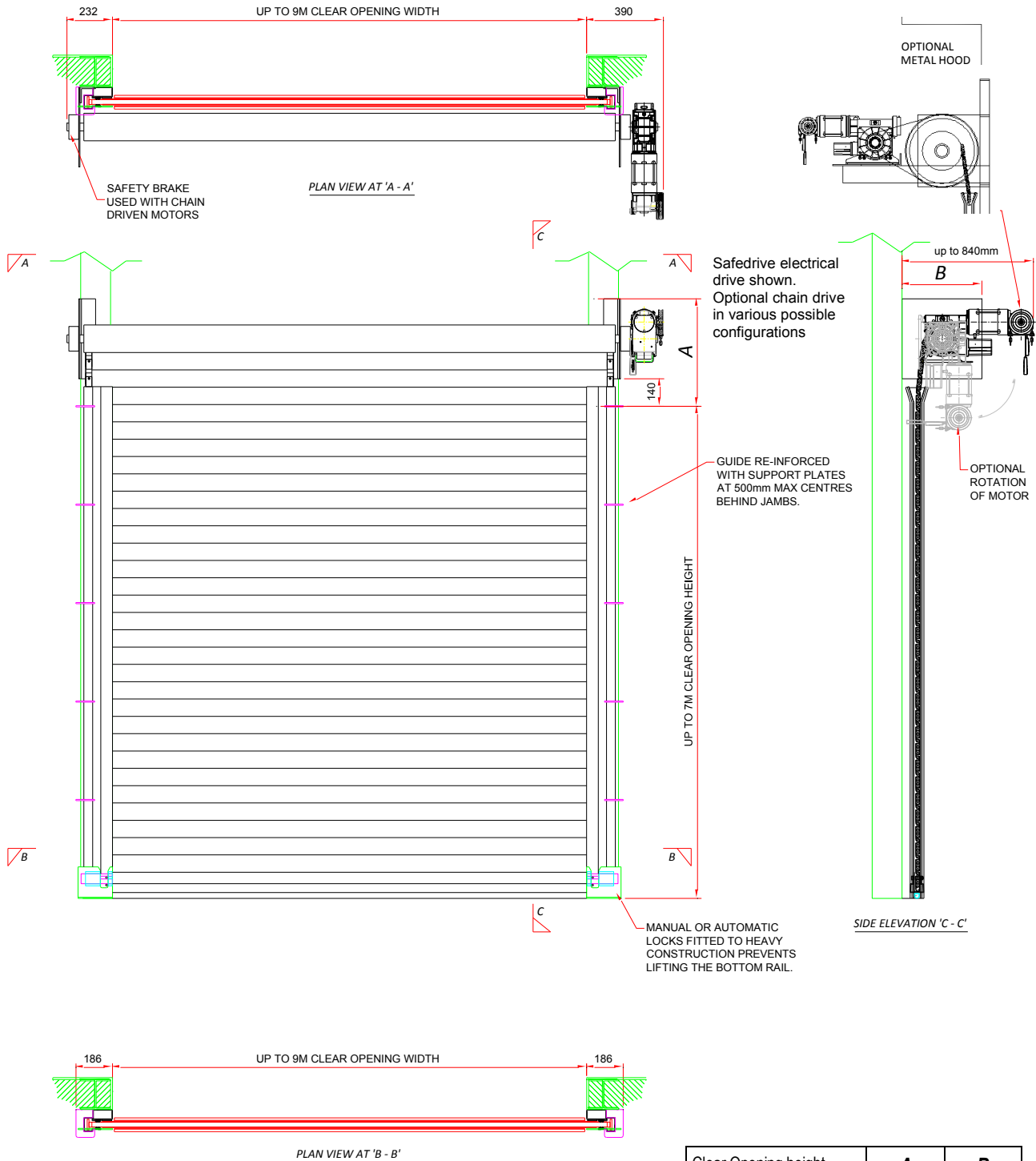
Hart Door Systems Limited  
Redburn Road  
Westerhope Industrial Estate  
Newcastle upon Tyne  
NE5 1PJ UK



AUB Limited  
Unit A, 12/F, Hung Mou Industrial Building,  
62 Hung To Road, Kwun Tong,  
Kowloon, Hong Kong

Tel : +852 2375 6110  
Fax : +852 2406 2602  
enquiry@aub.com.hk  
www.aub.com.hk

Structural opening substrate must be suitably reinforced brickwork/concrete/steelwork as detailed in the standard LPS1175 Issue 7 Page 17. It is assumed that the substrate onto which the product is fitted provides a resistance to attack at least equivalent to that afforded by the product itself. Door mounted to internal building face.



**Safedrive Sideroom above lintel**  
(Guide only - Refer to Hart for confirmation)

Motor side 87 Guides		Motor side 87 Guides	
Min	Max	Min	Max
333	377	168	203

Note:  
Sizes are indicative only.  
Please contact us direct for actual dimensions and detail required for your door size.

Clear Opening height	A	B
Up to 3m	540	400
Up to 4m	590	450
Up to 5m	640	500
Up to 6m	690	550
6m +	740	600



# Terror Screen Security Roller Shutter compliant to LPS1175 SR4 Issue 7

# 243

Issue: 3

**Compliance Testing** to LPS 1175 SR4 Issue 7 in 2014 with full third party certification from BRE/LPC (British research establishment). Testing has progressively become more aggressive over time and earlier testing to lower issue numbers would not be likely be compliant to issue 7.

Size range of sizes required extending from .9m wide 9000.m wide.

#### Construction:

Roller shutter door electrically operated utilising a steel twin skin door curtain of twin interlocking roller shutter section with internal strengthening to resist cutting. The construction of the door curtain is 60Kg's per square meter and it runs within reinforced side guides of fabricated steel.

#### Finishes:

Optional plastisol coating on the laths and optional powder coating of guides and bottom rail and any other associated parts

#### Bottom lath:

The door curtain is finished at floor level with a structural bottom beam fabricated from steel and aluminium sections and optionally finished by rubber seal. Available up to 9m without need for locking at the centre of the rail.

#### Motor:

Depending on door size the motor drive is constructed using either Safedrive direct drive or via chain drive and reduction gearing supported via a safety brake. Very large sizes may also have internal counterbalance springs to reduce operating loads and minimise the drive requirements.

#### Operation:

The Door can be press button operated or automatically operated. Various levels of safety can be incorporated which are obligatory if automated operation is required, including safe leading edge and or photocells movement sensors Radar, radio and so on. Controls should be mounted at least 1m from the door structure, unless additional features are added



#### Locking options:

1. Manually operated slip bolts on the bottom rail manually interlocked to the control panel to prevent accidental operation.
2. Electrically operated by press button when the door is closed
3. Fully automated.
4. Optional Monitoring and signalling of lock status.

#### Standards compliance:

LPS1175:SR4

And BSEN 12453:2005, BSEN 12604:2000, BSEN 12635:2002, BSEN 12978:2003.

Dimensional requirements are shown on the reverse of this data sheet.

Copyright retained on all drawings methods and engineering construction.



Speedor Super



Speedor Mini



Speedor Combi



Roller Shutter Fire and/or Security



Automatic Conveyor Door



Machine Guard Automated



High Speed Fire Resistant Conveyor



Fire Shutter to UK or US Standards



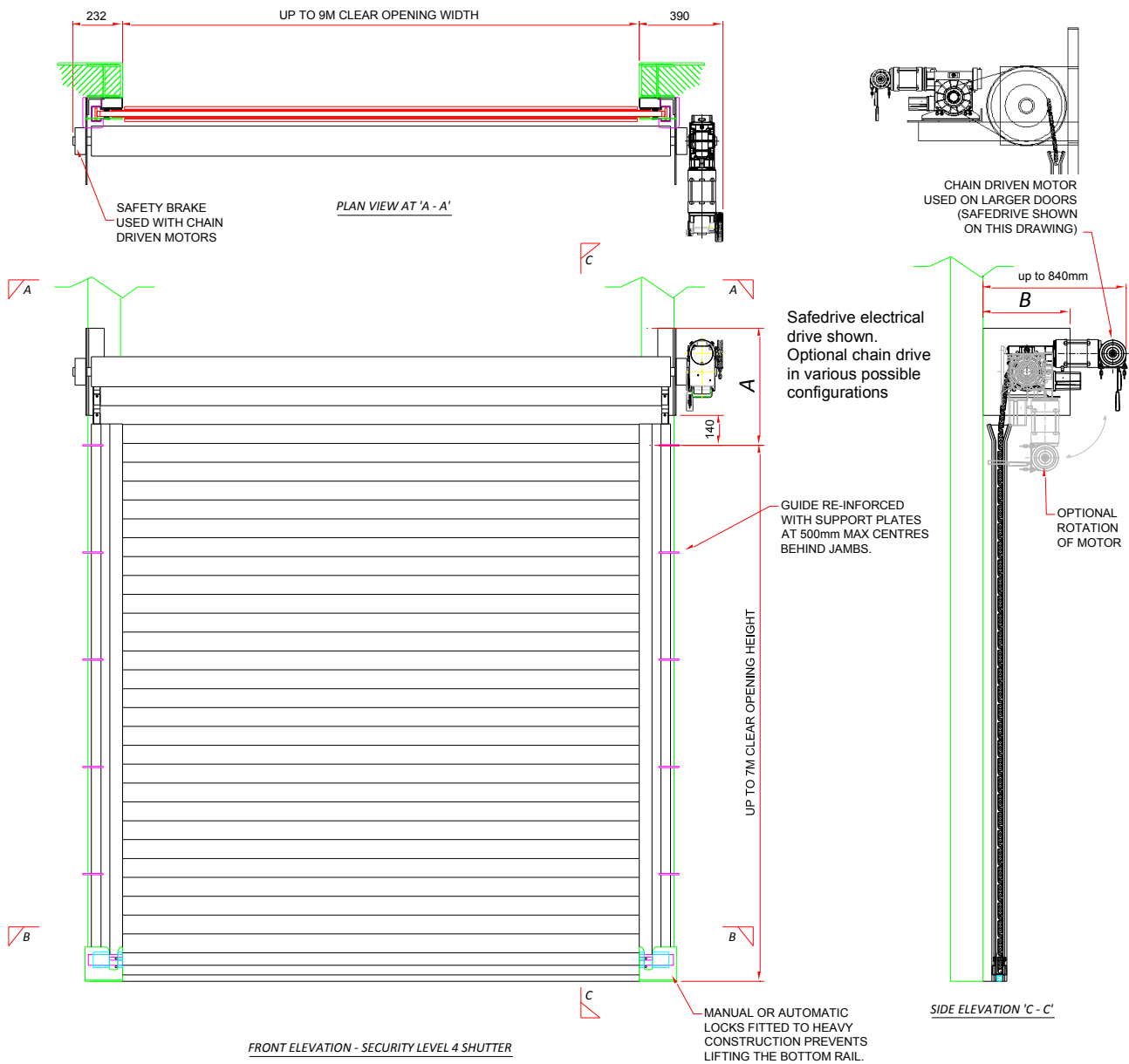
Hart Door Systems Limited  
Redburn Road  
Westerhope Industrial Estate  
Newcastle upon Tyne  
NE5 1PJ UK



AUB Limited  
Unit A, 12/F, Hung Mou Industrial Building,  
62 Hung To Road, Kwun Tong,  
Kowloon, Hong Kong

Tel : +852 2375 6110  
Fax : +852 2406 2602  
enquiry@aub.com.hk  
www.aub.com.hk

Structural opening substrate must be suitably reinforced brickwork/concrete/steelwork as detailed in the standard LPS1175 Issue 7 Page 17. It is assumed that the substrate onto which the product is fitted provides a resistance to attack at least equivalent to that afforded by the product itself. Door mounted to internal building face.



Clear Opening height	A	B
Up to 3m	540	400
Up to 4m	590	450
Up to 5m	640	500
Up to 6m	690	550
6m +	740	600

Note: Sizes above are indicative only. Please contact us direct for actual dimensions and detail required for your door size.



# Typhoon 3kPa Roller Shutter

# 270

Version 1

## Description:

This shutter is designed to comply with the current British and EEC safety regulations. Optional specification levels can be varied to meet any special operational requirements.

## Standards & Quality:

Compliant with prEN 13241-1:2003 & manufactured and installed to iso 9001/2001 and is CE marked.

## Door Curtain:

Constructed from 85 x 25 double skin interlocking galvanised steel sections and retained at ends by a mix of nylon and steel wind end locks. The door curtain is made up from an insulated lath section giving a thermal insulation value of 0.69w/m.sq.k across the lath section and an acoustic value reduction of 18db across the lath section.

## Bottom Rail:

Fitted with a purpose-designed extrusion complete with interlocking (EPDM) rubber weatherseal.

## Door Guides:

Continuous steel angle bolted to the door jamb supporting an 88mm deep guide channel. The channel has nylon seals down internal edges of the guide mouth. Guides are pre-galvanized prior to rolling and can be optionally powder coated at extra cost to match the door colour. The channels are re-enforced with steel plates to allow the door channel to transfer the 3kpa wind loading from the door curtain back to the supporting structure.

## End Plates:

Circa 500mm square shutter steel end plate with steel angle fixing to door frame. The end plates support the weight of the shutter and are fixed through the angles to the supporting structure.

## Roller:

A steel tube adequate to prevent deflection of less than 400:1 along its length with welded steel supporting axles on self-aligning ball bearings, non counterbalanced i.e. no springs. The assembly will be primer painted with exception of the axles which will be wax coated.

## Seal at Head:

A brush seal can be provided as an option across the head of the door to close the opening from outside.

## Hoods:

Supplied as an option in 0.9mm pre-galvanised sheet steel, folded around the end plate assemblies to form a three sided enclosure and fixed directly to the door support frame through a flange provided along its top edge. The sections will be joined with a vertical joggle connection. The hood may be powder coated, at extra cost, to match the door colour.

## Power Supply:

The 3 phase, neutral and earth, 16amp 380/440V AC, 50hz power supply will terminate in a Euro 5 pin industrial socket within 1 meter of the door control panel on the motor side at approximately 1.5M above floor level. The press button controls will be mounted at approximately 1.2M above floor level. The wiring connections between the control panel and the motor will be in braided cable with plug and sockets arrangements to allow for easy site installation. The cable will then be surface clipped.

## Drive System:

The Safedrive unit has been specially developed for roller shutter doors which are non-spring counter balanced. The drive is provided by hollow shaft keyed drive through the door axle. It has been designed for a long service life and has a built in safety brake device which conforms to all current BSEN industrial and commercial safety standards. The unit also has a build in limit switch.

## Manual Override:

All doors are supplied as standard with a Ground Floor Hand Chain Operation with floor level engagement, or crank handle operation at the motor, for emergency operation. (Note: this is heavy and slow to operate)



## Control Panel:

The IP 65 enclosure incorporates open, close and stop buttons with the provision for installing a key switch and/or latching stop button if required. It houses a digital control system which allows for limit switch setting from ground level, has a programmable door maintenance indicator, load monitoring in the open direction, digital display of door status and/or fault diagnosis, and meets the requirements of BS EN 12453.

## Normal Operation:

Press buttons in full view of door. Impulse open and "hold to run" close. Options include key switch. To operate by momentary pressure in the closing direction, safety systems need to be included.

## Safety:

As standard, fitted with either an integral motor safety brake or an auxiliary safety brake, depending on motor choice. Optional optical safe edge on the bottom rail, photo cell protection, warning signs, and increased protection levels as required.

## Operating Speed:

The standard travel speed is circa 100-200mm/sec depending on door size and weight

## Wind resistance:

3,000 Pa

## Optional Automatic Operation:

Full automatic operation via control panel by remote induction loop, radio control, with full safety systems.

## Finishes:

Galvanised steel as standard with options for Plastisol or RAL powder coated finish to one or both sides of the curtain.



Standard Galvanised Finish



Option Powder Coated /  
Plastisol Finish



Speedor Super



Speedor Mini



Speedor Combi



Roller Shutters Fire  
and/or Security



Automatic Conveyor  
Door



Machine Guard  
Automated



High Speed Fire  
Resistant Conveyor



Fire Shutter to UK or  
US Standards

**HART**  
DOOR SYSTEMS

## Hart Door Systems Limited

Westerhope Industrial Estate, Newcastle upon Tyne NE5 1PJ UK

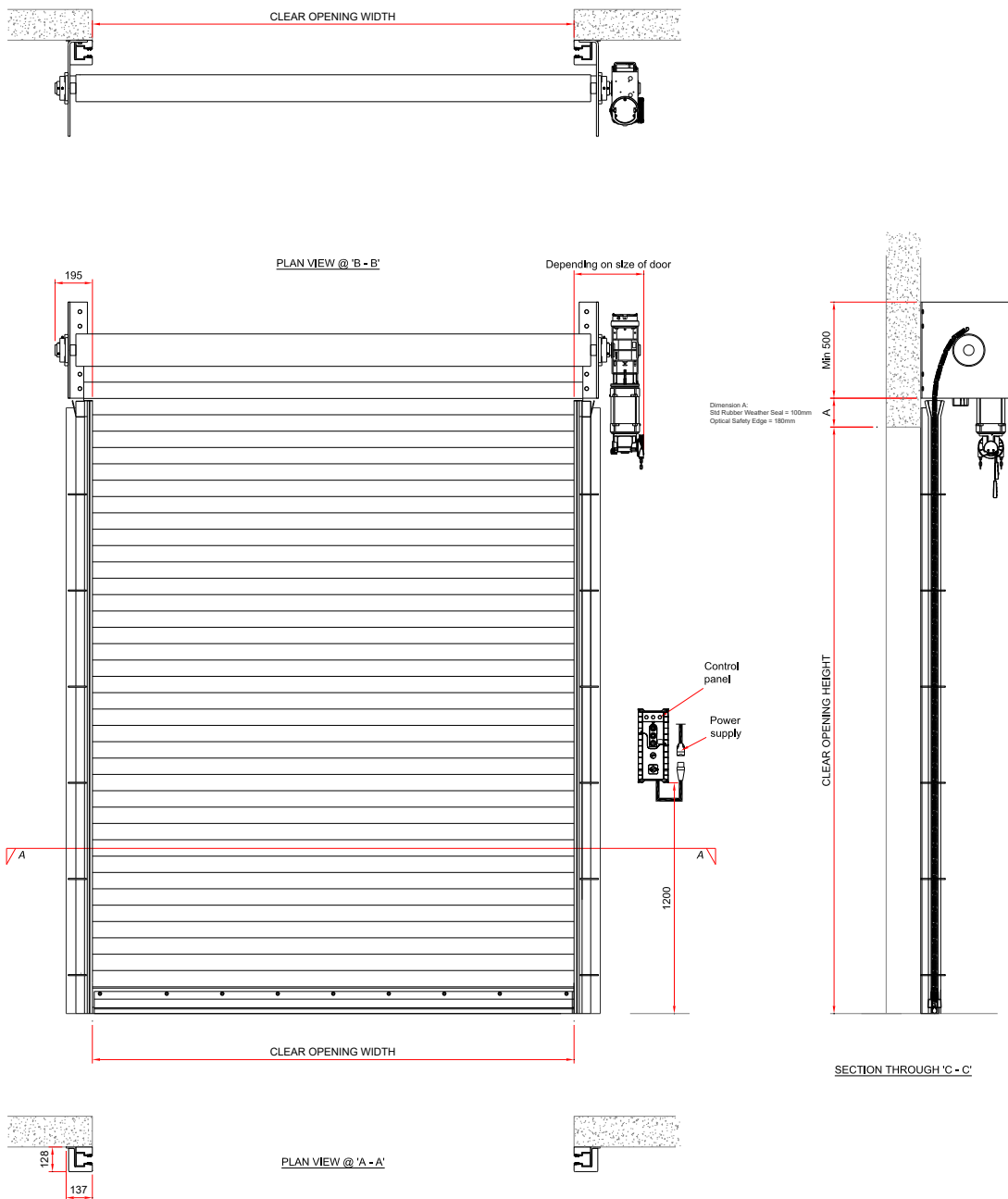
Tel: +44 (0)191 214 0404

Fax: +44 (0)191 2711611

info@hartdoors.com

www.hartdoors.com

*These datasheets are generated internally so that the information we provide is as up-to-date as possible, incorporating all changes introduced by continuous improvement of our products. We reserve the right to change specifications at any time without notice.*



Typhoon Roller Shutter 3kPa	
<b>Curtain</b>	3kpa Heavy Duty twin skin insulated lath section 3Kpa heavy duty wind end locks
<b>Guide</b>	Re-enforced heavy duty wind lock side channels complete with double brush seals
<b>Guide support</b>	Steel Restraining plates spaced to give support resistance up to 3KPa
<b>Seals</b>	Double brush seals
<b>Curtain Finish</b>	Standard Galvanised both sides (Powder coating and Plastisol options available)
<b>Wind Resistance</b>	3000pa
<b>Speed of operation</b>	Approximately 100-150mm per second
<b>Usage frequency</b>	Maximum 6 operations per hour
<b>Operators</b>	Standard Push Button - Hold to Run (other operators available)
<b>Control Panel</b>	Standard roller shutter control panel - with hold-to-run operation (other operators available)
<b>Size Range</b>	Maximum 8m wide x 4m high



# Typhoon 4kPa Roller Shutter

# 271

Version 1

## Description:

This shutter is designed to comply with the current British and EEC safety regulations. Optional specification levels can be varied to meet any special operational requirements.

## Standards & Quality:

Compliant with prEN 13241-1:2003 & manufactured and installed to iso 9001/2001 and is CE marked.

## Door Curtain:

Constructed from 85 x 25 double skin interlocking galvanised steel sections and retained at ends by a mix of nylon and steel wind end locks. The door curtain is made up from an insulated lath section giving a thermal insulation value of 0.69w/m.sq.k across the lath section and an acoustic value reduction of 18db across the lath section.

## Bottom Rail:

Fitted with a purpose-designed extrusion complete with interlocking (EPDM) rubber weatherseal.

## Door Guides:

Continuous steel angle bolted to the door jamb supporting an 88mm deep guide channel. The channel has nylon seals down internal edges of the guide mouth. Guides are pre-galvanized prior to rolling and can be optionally powder coated at extra cost to match the door colour. The channels are re-enforced with steel plates to allow the door channel to transfer the 4kpa wind loading from the door curtain back to the supporting structure.

## End Plates:

Circa 500mm square shutter steel end plate with steel angle fixing to door frame. The end plates support the weight of the shutter and are fixed through the angles to the supporting structure.

## Roller:

A steel tube adequate to prevent deflection of less than 400:1 along its length with welded steel supporting axles on self-aligning ball bearings, non counterbalanced i.e. no springs. The assembly will be primer painted with exception of the axles which will be wax coated.

## Seal at Head:

A brush seal can be provided as an option across the head of the door to close the opening from outside.

## Hoods:

Supplied as an option in 0.9mm pre-galvanised sheet steel, folded around the end plate assemblies to form a three sided enclosure and fixed directly to the door support frame through a flange provided along its top edge. The sections will be joined with a vertical joggle connection. The hood may be powder coated, at extra cost, to match the door colour.

## Power Supply:

The 3 phase, neutral and earth, 16amp 380/440V AC, 50hz power supply will terminate in a Euro 5 pin industrial socket within 1 meter of the door control panel on the motor side at approximately 1.5M above floor level. The press button controls will be mounted at approximately 1.2M above floor level. The wiring connections between the control panel and the motor will be in braided cable with plug and sockets arrangements to allow for easy site installation. The cable will then be surface clipped.

## Drive System:

The Safedrive unit has been specially developed for roller shutter doors which are non-spring counter balanced. The drive is provided by hollow shaft keyed drive through the door axle. It has been designed for a long service life and has a built in safety brake device which conforms to all current BSEN industrial and commercial safety standards. The unit also has a built in limit switch.

## Manual Override:

All doors are supplied as standard with a Ground Floor Hand Chain Operation with floor level engagement, or crank handle operation at the motor, for emergency operation. (Note: this is heavy and slow to operate)



## Control Panel:

The IP 65 enclosure incorporates open, close and stop buttons with the provision for installing a key switch and/or latching stop button if required. It houses a digital control system which allows for limit switch setting from ground level, has a programmable door maintenance indicator, load monitoring in the open direction, digital display of door status and/or fault diagnosis, and meets the requirements of BS EN 12453.

## Normal Operation:

Press buttons in full view of door. Impulse open and "hold to run" close. Options include key switch. To operate by momentary pressure in the closing direction, safety systems need to be included.

## Safety:

As standard, fitted with either an integral motor safety brake or an auxiliary safety brake, depending on motor choice. Optional optical safe edge on the bottom rail, photo cell protection, warning signs, and increased protection levels as required.

## Operating Speed:

The standard travel speed is circa 100-200mm/sec depending on door size and weight

## Wind resistance:

Resistance to EN 12424 Wind Class 5.  
Enhanced design to meet minimum pressure resistance of 4,000 Pa

## Optional Automatic Operation:


Full automatic operation via control panel by remote induction loop, radio control, with full safety systems.

## Finishes:

Galvanised steel as standard with options for Plastisol or RAL powder coated finish or stainless steel to one or both sides of the curtain.



Standard Galvanised Finish



Option Powder Coated /  
Plastisol Finish



Speedor Super



Speedor Mini



Speedor Combi



Roller Shutter Fire  
and/or Security



Automatic Conveyor  
Door



Machine Guard  
Automated



High Speed Fire  
Resistant Conveyor



Fire Shutter to UK or  
US Standards

## Hart Door Systems Limited

Westerhope Industrial Estate, Newcastle upon Tyne NE5 1PJ UK

Tel: +44 (0)191 214 0404

Fax: +44 (0)191 2711611

info@hartdoors.com

www.hartdoors.com

**HART**  
DOOR SYSTEMS

*These datasheets are generated internally so that the information we provide is as up-to-date as possible, incorporating all changes introduced by continuous improvement of our products. We reserve the right to change specifications at any time without notice.*